

681/150 CN



≤54 B 80 81
76÷108 B 80 82

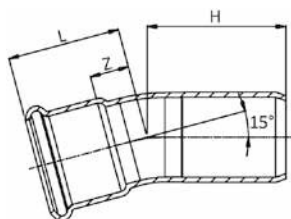
CURVA 15° FF

- 15° ELBOW FF
- BOGEN 15° II
- COUDE FF 15°
- CURVA 15° HH

MATERIAL: CuNi10Fe1.6Mn

O-RING: FKM verde - green - Grün - vert - verde

CODE	De mm	L mm	Z mm		
681015150CN	15	30	10	43	20
681022150CN	22	33	12	72	20
681028150CN	28	36	13	97	10
681035150CN	35	37	11	140	10
681042150CN	42	42	12	200	4
681054150CN	54	49	13	302	2
681076150CN	76,1	186	131	1004	2
681088150CN	88,9	211	147	1394	2
681108150CN	108	247	169	1896	2



681/151 CN



≤54 B 80 81
76÷108 B 80 82

CURVA 15° MF

- 15° ELBOW MF
- BOGEN 15° IA
- COUDE MF 15°
- CURVA 15° HM

MATERIAL: CuNi10Fe1.6Mn

O-RING: FKM verde - green - Grün - vert - verde

CODE	De mm	L mm	H mm	Z mm		
681015151CN	15	30	40	10	42	20
681022151CN	22	33	41	12	71	20
681028151CN	28	36	43	13	101	10
681035151CN	35	37	41	11	148	10
681042151CN	42	42	47	12	208	4
681054151CN	54	49	55	13	339	2
681076151CN	76,1	186	194	131	1004	2
681088151CN	88,9	211	219	147	1394	2
681108151CN	108	247	256	169	1896	2