

681/900 CN



≤54 B 80 81
76÷108 B 80 82

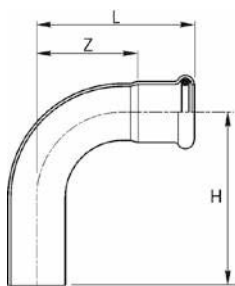
CURVA 90° FF

- 90° ELBOW FF
- BOGEN 90° II
- COUDE FF 90°
- CURVA 90° HH

MATERIAL: CuNi10Fe1.6Mn

O-RING: FKM verde - green - Grün - vert - verde

CODE	De mm	L mm	Z mm		
681015900CN	15	38	18	51	20
681018900CN	18	41,5	21,5	64	20
681022900CN	22	47	26	88	10
681028900CN	28	56	33	124	10
681035900CN	35	68	42	185	5
681042900CN	42	80	50	253	2
681054900CN	54	100	65	427	2
681076900CN	76,1	160	105	1283	2
681088900CN	88,9	182	122	1762	2
681108900CN	108	220	145	2509	2



681/901 CN



≤54 B 80 81
76÷108 B 80 82

CURVA 90° MF

- 90° ELBOW MF
- BOGEN 90° IA
- COUDE MF 90°
- CURVA 90° HM

MATERIAL: CuNi10Fe1.6Mn

O-RING: FKM verde - green - Grün - vert - verde

CODE	De mm	L mm	H mm	Z mm		
681015901CN	15	38	48	18	51	20
681018901CN	18	41,5	48,5	21,5	64	20
681022901CN	22	47	57	26	88	10
681028901CN	28	56	64	33	124	10
681035901CN	35	68	82	42	191	5
681042901CN	42	80	101	50	268	2
681054901CN	54	100	120	65	422	2
681076901CN	76,1	160	177	105	1283	2
681088901CN	88,9	182	197	122	1762	2
681108901CN	108	220	233	145	2509	2