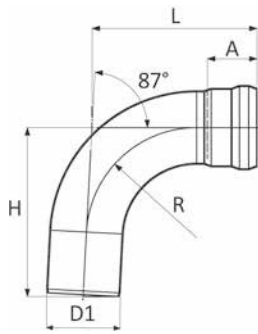


B 100 102



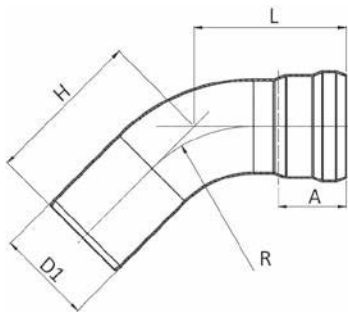
804/87

CURVA 87°

- ELBOW 87°
- ROHRBOGEN 87°
- COUDE 87°
- CURVA 87°

MATERIAL: AISI 316L - 1.4404
GASKET: EPDM cod. 826/GV (Ø 40 ÷ 65)
 EPDM cod. 826/G (Ø 80)
NORM: EN 1124-3

| CODE | DN | D1 mm | L mm | A mm | H mm | R mm | kg | |
|-----------|----|-------|------|------|------|------|-------|---|
| 804040087 | 40 | 42 | 102 | 30 | 105 | 63 | 0,193 | 1 |
| 804050087 | 50 | 53 | 130 | 38 | 133 | 80 | 0,310 | 1 |
| 804065087 | 65 | 73 | 172 | 55 | 176 | 110 | 0,700 | 1 |
| 804080087 | 80 | 88,9 | 199 | 60 | 204 | 133 | 1,180 | 1 |



804/45

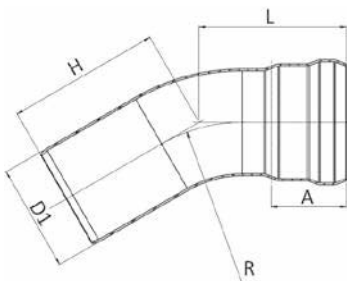
CURVA 45°

- ELBOW 45°
- ROHRBOGEN 45°
- COUDE 45°
- CURVA 45°

MATERIAL: AISI 316L - 1.4404
GASKET: EPDM cod. 826/GV (Ø 40 ÷ 65)
 EPDM cod. 826/G (Ø 80)
NORM: EN 1124-3

B 100 102

| CODE | DN | D1 mm | L mm | A mm | H mm | R mm | kg | |
|-----------|----|-------|------|------|------|------|-------|---|
| 804040045 | 40 | 42 | 68 | 30 | 71 | 63 | 0,146 | 1 |
| 804050045 | 50 | 53 | 85 | 38 | 88 | 80 | 0,229 | 1 |
| 804065045 | 65 | 73 | 112 | 55 | 117 | 110 | 0,521 | 1 |
| 804080045 | 80 | 88,9 | 128 | 60 | 133 | 133 | 0,864 | 1 |



804/30

CURVA 30°

- ELBOW 30°
- ROHRBOGEN 30°
- COUDE 30°
- CURVA 30°

MATERIAL: AISI 316L - 1.4404
GASKET: EPDM cod. 826/GV (Ø 40 ÷ 65)
 EPDM cod. 826/G (Ø 80)
NORM: EN 1124-3

B 100 102

| CODE | DN | D1 mm | L mm | A mm | H mm | R mm | kg | |
|-----------|----|-------|------|------|------|------|-------|---|
| 804040030 | 40 | 42 | 59 | 30 | 62 | 63 | 0,129 | 1 |
| 804050030 | 50 | 53 | 73 | 38 | 76 | 80 | 0,201 | 1 |
| 804065030 | 65 | 73 | 98 | 55 | 102 | 110 | 0,462 | 1 |
| 804080030 | 80 | 88,9 | 109 | 60 | 114 | 133 | 0,752 | 1 |